

BX/Thor Sector 100 Index

Index Ticker: BXTSO

US Equity Index comprised of sector ETFs that seeks to deliver performance versus the S&P; 500.

Universe: Sector ETFs

Number of target holdings: 11

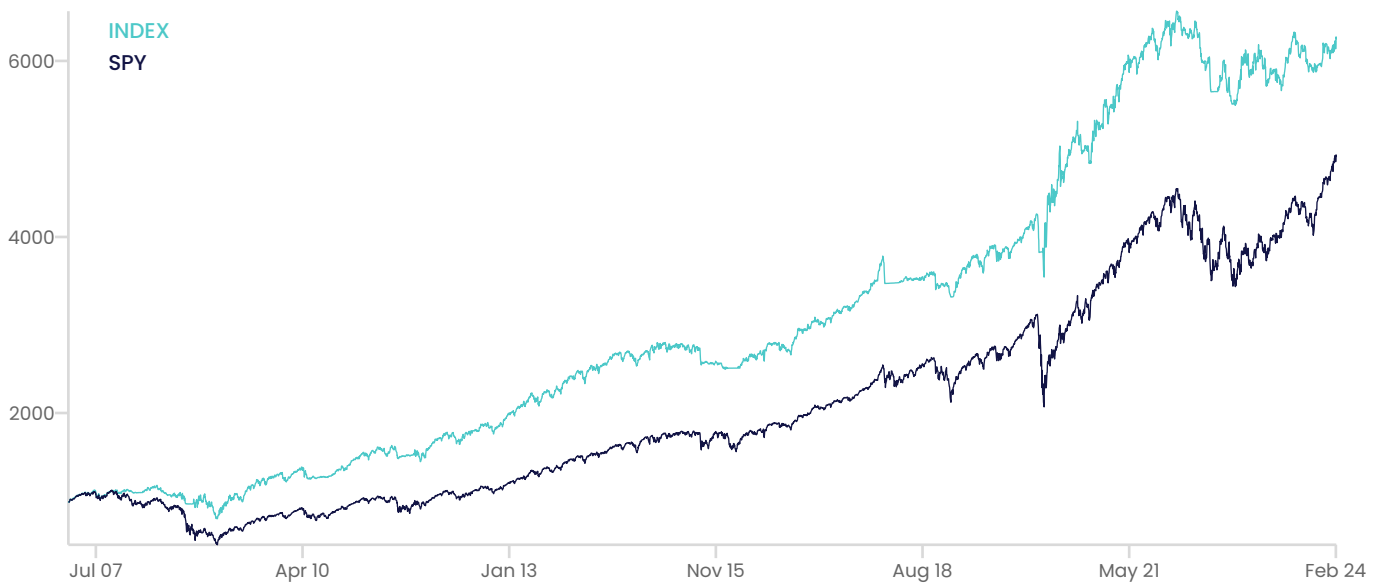
Rebalance frequency: Quarterly

Launch Date: 2007-03-12

Methodology and weighting convention

The BX/Thor Sector 100 Index is comprised of S&P; 500 sector ETFs. Allocations to each sector will be equally weighted and Thor will use its proprietary technology to de-risk the portfolio and overweight the best performing sectors in real time. As the majority of the portfolio rotates towards risk-off, only then will the strategy begin to raise cash. The strategic asset allocation of this strategy is 100/0 (Equity/Fixed income).

Cumulative index performance



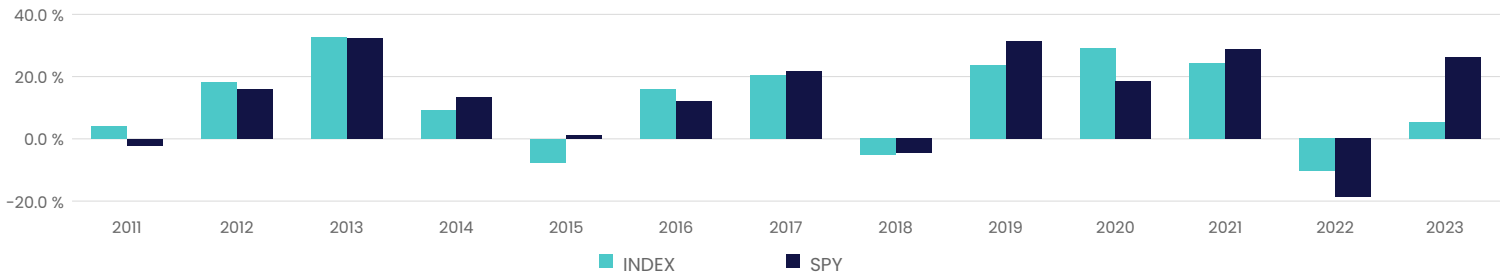
Index Performance

	3MO	YTD	1YR	3YR (ANN)	5YR (ANN)	10YR (ANN)	ITD (ANN)
INDEX	4.95	0.91	3.12	4.6	11.47	9.66	11.54
SPY	10.65	5.09	24.52	10.25	14.28	12.54	9.98

Index risk and return characteristics

	STD DEV(ANN, %)	MAX DRAWDOWN	DRAWDOWN PERIOD	SHARPE RATIO	SORTINO RATIO
INDEX	14.41	32.21	2008-05-19 - 2009-03-09	0.8	0.97
SPY	19.78	55.19	2007-10-09 - 2009-03-09	0.5	0.61

Calendar year returns

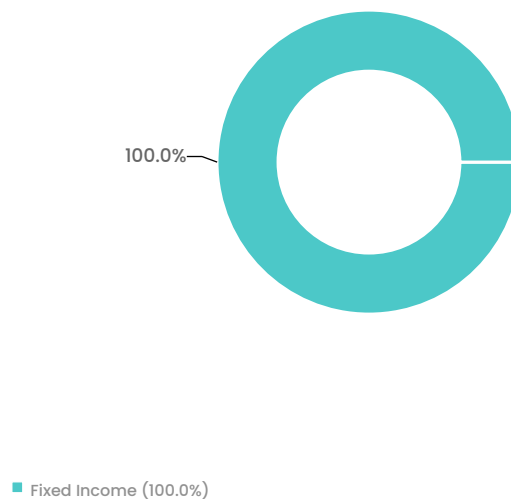


	2011	2012	2013	2014	2015	2016	2017	2018	2019	2020	2021	2022	2023
INDEX	3.94	18.21	32.68	9.2	-7.52	15.84	20.51	-5.21	23.57	28.93	24.14	-10.31	5.41
SPY	-2.21	16.0	32.31	13.46	1.23	12.0	21.7	-4.57	31.22	18.33	28.73	-18.65	26.18

Top 10 holdings

	WEIGHT %
SSgA Active Trust - Financial Select Sector SPDR	14.74
SSgA Active Trust - Technology Select Sector SPDR ETF	14.74
SSgA Active Trust - Industrial Select Sector SPDR	14.47
SSgA Active Trust - Materials Select Sector SPDR	13.97
SSgA Active Trust - Consumer Discretionary Select Sector SPDR	13.93
SSgA Active Trust - Real Estate Select Sector SPDR Fund (The)	13.45
SSgA Active Trust - Utilities Select Sector SPDR ETF	12.79
BlackRock Institutional Trust Company N.A. - iShares Short Treasury Bond ETF	1.9

Current Sector Breakdown



DISCLAIMER

Performance Disclosure The launch date of the BX/Thor Sector 100 Index was 11/02/2023 All information prior to the index's launch date is based on the performance of the Thor Sector 100 strategy. The index utilizes the identical rules methodology as the strategy. Complete index methodology is available upon request. Past performance is not an indication of future results. Performance data is for use with institutions/financial professionals only and is not for use with retail investors. Index returns do not represent the actual trading of investable assets/securities. Index One maintains the index and calculates index levels and performance shown but does not manage actual assets. Returns shown do not reflect any sales charge or investment management fees that may have been paid. General Disclaimer BX Indexing and Thor Financial Technologies do not provide investment or tax advice. BX Indexing and Financial Trust make no representation or warranty, express or implied, as to the ability of any index to accurately represent its objective and they shall have no liability for any errors, omissions, or interruptions of any index or the data included

therein. Past performance of an index is no guarantee of future results. All information provided is general in nature and not tailored to the needs of any person(s) or entities. BX Partners and its third-party index providers are not an investment nor tax advisor and make no representation regarding the advisability of investing in any specific index model for any client.