



Tactical Toolbox™ Weekly Signals: Tactical Overlay Based On Volume Price Analysis

The Tactical Overlay is a mixture of two component strategies, the associated Financial Trust equity strategy and the Flexible Income™ strategy. The model switches between two sets of allocations determined by a signal given by a tactical overlay based on volume price analysis. If the tactical overlay gives a bullish signal, the strategy allocates 90% of funds into the equity strategy and 10% into the Flexible Income™ strategy. On the other hand, if the overlay gives a bearish signal, the strategy allocates 10% of funds into the equity strategy and 90% into Flexible Income™ strategy. The tactical overlay is an application of Hawkeye Traders’ Volume Price Analysis in TradeStation, applied to a weekly chart of an exchange traded fund that we feel it is the best representation of the holdings in the equity component strategy. Below you can find a summary of all exchange traded funds that were chosen as the signal generators for the tactical overlay strategies.

November 10, 2025: This Week’s Changes:

- SPDR S&P MidCap 400 ETF- **Positive** to **Negative**

Explanation:

Positive: 90% Equity and 10% Fixed Income
Negative: 10% Equity and 90% Fixed Income

Length of Current Allocation:

<i>Signal Generator</i>	<i>Associated FTAM Tactical Strategy</i>	
<i>iShares S&P 100 ETF</i>	Tactical American Leaders (TAL)	26 Weeks Positive
<i>SPDR S&P 500 ETF</i>	Tactical American Disciplined Equity (TADE) Tactical Disciplined Dividend Income (TDDI) Tactical ValueMomentum Leaders (TVML)	26 Weeks Positive
<i>SPDR S&P MidCap 400 ETF</i>	Tactical American Disciplined Mid-Cap (TADM)	1 Week Negative

<i>iShares Core S&P SmallCap ETF</i>	Tactical American Disciplined Small-Cap (TADS)	24 Weeks Positive
<i>iShares MSCI EAFE ETF</i>		28 Weeks Positive
<i>iShares MSCI ACWI ex U.S. ETF</i>	Tactical International Leaders (TIL) Tactical International ValueMomentum (TIVM)	28 Weeks Positive
<i>iShares MSCI Emerging Markets ETF</i>		23 Weeks Positive
<i>iShares Asia 50 ETF</i>	Tactical Asia ValueMomentum (TAVM)	23 Weeks Positive
<i>iShares Europe ETF</i>	Tactical Europe ValueMomentum (TEVM)	28 Weeks Positive
<i>iShares Latin America 40 ETF</i>	Tactical Latin ValueMomentum (TLVM)	41 Weeks Positive
<i>Health Care Select Sector SPDR Fund</i>		11 Weeks Positive
<i>SPDR Dow Jones Global Real Estate ETF</i>	Tactical Global REIT (TGREIT)	5 Weeks Negative

iShares S&P 100 ETF



Weekly signal: **POSITIVE**

- Tactical American Leaders (TAL)

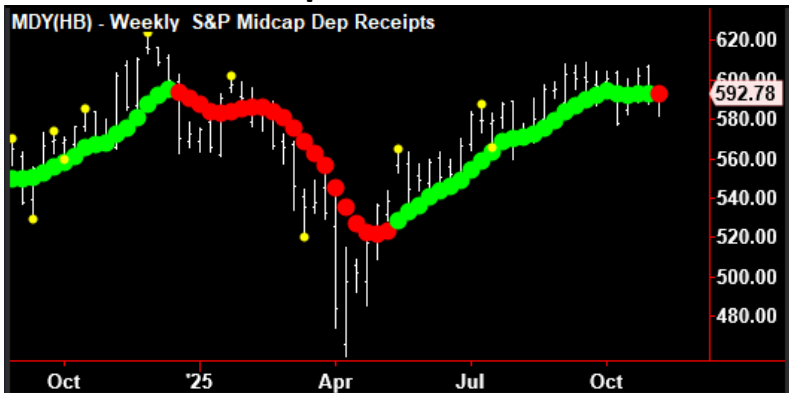
SPDR S&P 500 ETF



Weekly signal: **POSITIVE**

- Tactical American Disciplined Equity (TADE)
- Tactical Disciplined Dividend Income (TDDI)
- Tactical ValueMomentum Leaders (TVML)

SPDR S&P MidCap 400



Weekly signal: **NEGATIVE**

- Tactical American Disciplined Mid-Cap (TADM)

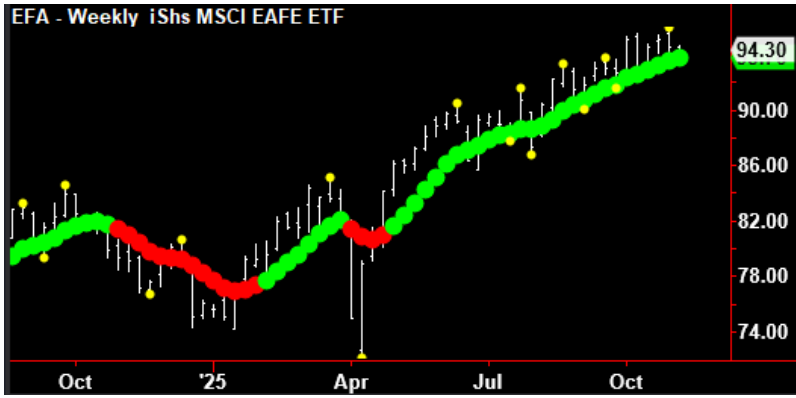
iShares Core S&P SmallCap ETF



Weekly signal: **POSITIVE**

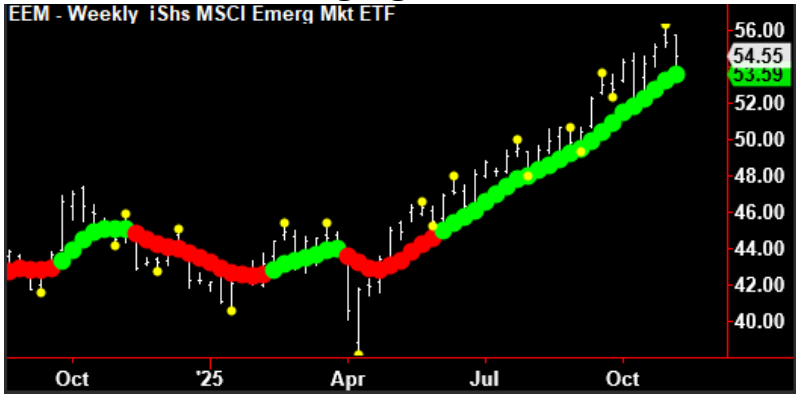
- Tactical American Disciplined Small-Cap (TADS)

iShares MSCI EAFE ETF



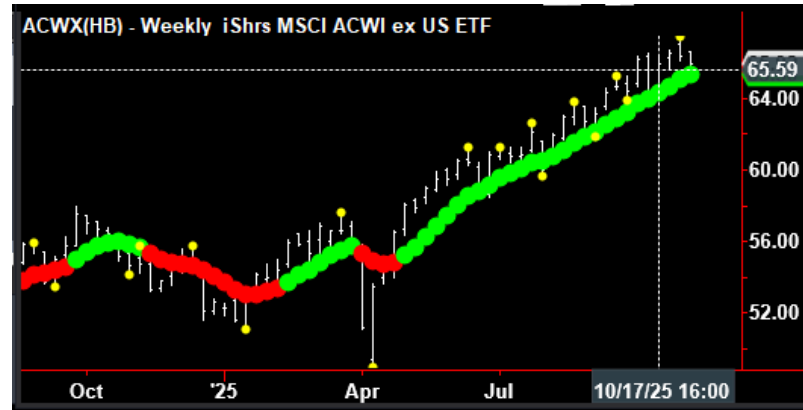
Weekly signal: **POSITIVE**

iShares MSCI Emerging Markets ETF



Weekly signal: **POSITIVE**

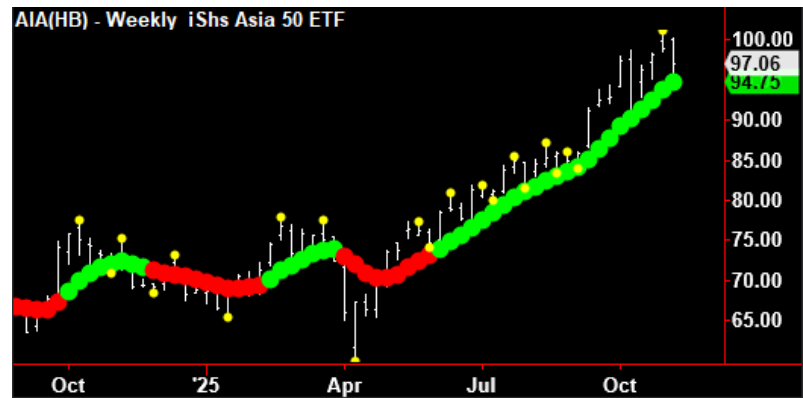
iShares MSCI ACWI ex U.S. ETF



Weekly signal: **POSITIVE**

- Tactical International Leaders (TIL)
- Tactical International ValueMomentum (TIVM)

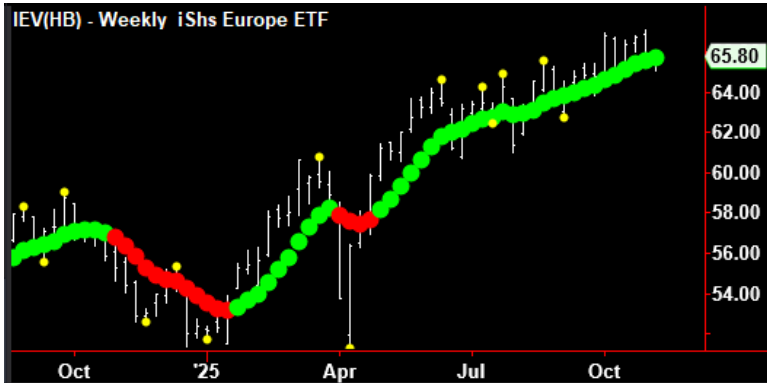
iShares Asia 50 ETF



Weekly signal: **POSITIVE**

- Tactical Asia ValueMomentum (TAVM)

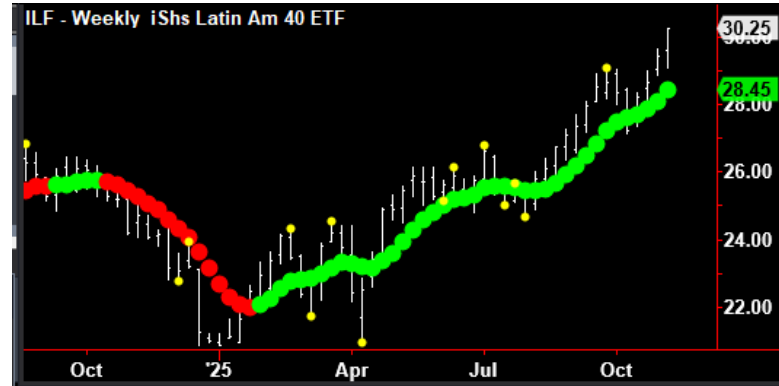
iShares Europe ETF



Weekly signal: **POSITIVE**

- Tactical Europe ValueMomentum (TEVM)

iShares Latin America 40 ETF



Weekly signal: **POSITIVE**

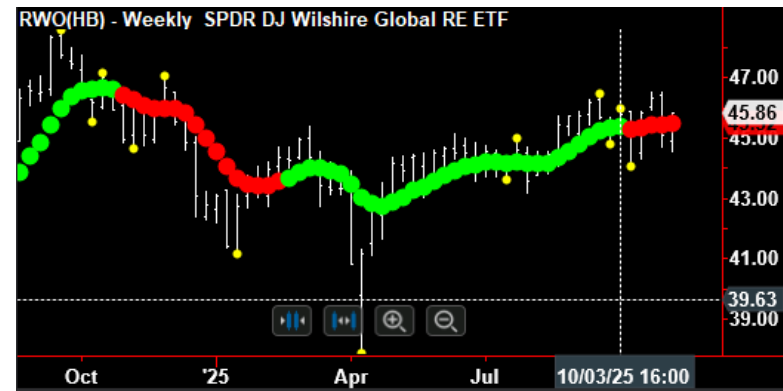
- Tactical Latin ValueMomentum (TLVM)

Health Care Select Sector SPDR Fund



Weekly signal: **POSITIVE**

SPDR Dow Jones Global Real Estate ETF



Weekly signal: **NEGATIVE**

- Tactical Global REIT (TGREIT)

DISCLOSURE

All Information available through "Financial Trust Research Partner LLC"(FTRP) is the property of Financial Trust Research (FTR) or its Information Providers and is protected by intellectual property laws. You may not reproduce, retransmit, disseminate, sell, publish, or broadcast without the express written consent of Financial Trust Research or its Information Providers.

This information is considered investment research and is for informational purposes only. It is comprised of information that is believed to be reliable, but no representation is made that it is accurate or complete and it should not be relied upon as such. This information is not intended to be used as a primary basis of an investment decision, nor should it be construed as advice or a recommendation designed to meet particular investment needs of any investor. FTRP has not considered any individual's specific investment objective or financial situation in connection with any reports and no one should construe the reports as a specific individualized recommendation. Before investing you should make your own independent evaluation of the investment based on your own circumstances. Any securities listed may not be suitable to you. The reports are not to be construed as an offer or the solicitation of an offer to sell or buy any security. Any opinions expressed herein are subject to change.

(FTRP) Managing and Majority Shareholder is Arno O. Mayer. Arno O. Mayer is also the Majority Shareholder of Financial Trust Asset Management, Chartered (FTAM). FTAM is a State Registered Investment Management Firm located in Boca Raton Florida. Additional information about FTAM is also available on the SEC's Website at <http://www.sec.gov/>

The information in this investment research may or may not have already been implemented by FTAM for its clients' accounts, models or strategies. FTRP or FTAM does not assume any responsibility for any, perceived opinions regarding the information contained in the investments research. Due to the timing of this research as well as uncontrollable market movements and events the clients, models and strategies of FTAM and the subscribers of this FTRP research may ultimately invest in or exit out of the markets at widely varying prices.

The clients of FTAM may receive advice that may be perceived to be contrary or inconsistent to the information in this research.

Sources: TradeStation, Hawkeye Traders (Volume Price Analysis).

Financial Trust Research Partners, LLC
10055 Yamato Road, Suite 103, Boca Raton FL 33498
<http://financialtrust.net/>
amayer@financialtrust.net